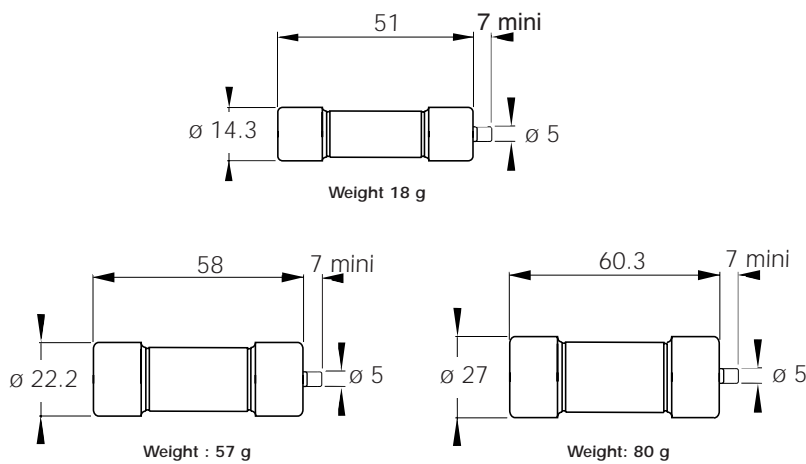


DC Ferrule Fuses 14x51, 22x58, 27x60 gLB 440V DC

gLB from 2 to 160 A

Dimensions



Trip force: 4.5N at 0 mm - 2.5N at 7mm

Main Characteristics

Size	Current rating I_N (A)	Breaking Capacity	Watts loss		Designation	Reference Number	Catalog Number
			0.8 I_N (W)	I_N (W)			
14x51	2	@ 440 V DC 100 kA L/R = 30 ms	0.29	0.5	CC 4.421 CP gLB 14x51/2	E075720	FD14GB44V2T
	6		0.74	1.3	CC 4.421 CP gLB 14x51/6	Q094084	FD14GB44V6T
	8		1.1	1.8	CC 4.421 CP gLB 14x51/8	F075721	FD14GB44V8T
	10		1.1	1.9	CC 4.421 CP gLB 14x51/10	G075722	FD14GB44V10T
	12		1.2	2.0	CC 4.421 CP gLB 14x51/12	R094085	FD14GB44V12T
	16		1.2	2.1	CC 4.421 CP gLB 14x51/16	H075723	FD14GB44V16T
	20		1.4	2.5	CC 4.421 CP gLB 14x51/20	L221132	FD14GB44V20T
	25		1.6	2.8	CC 4.421 CP gLB 14x51/25	J075724	FD14GB44V25T
	32		2.4	4.2	CC 4.421 CP gLB 14x51/32	S098410	FD14GB44V32T
	40		2.9	5.0	CC 4.421 CP gLB 14x51/40	T098687	FD14GB44V40T
22x58	50	@ 440 V DC 100 kA L/R = 30 ms	3.3	5.7	CC 4.421 CP gLB 14x51/50	H076620	FD14GB44V50T
	50		3.9	6.7	CC 4.421 CP gLB 22x58/50	L076968	FD22GB44V50T
	63		4.9	8.5	CC 4.421 CP gLB 22x58/63	M221133	FD22GB44V63T
	80		6.2	10.8	CC 4.421 CP gLB 22x58/80	J098563	FD22GB44V80T
	100		7.5	13.2	CC 4.421 CP gLB 22x58/100	K099507	FD22GB44V100T
27x60	125	@ 440 V DC 100 kA L/R = 30 ms	12.6	22	CC 4.421 CP gLB 27x60/125	H098562	FD27GB44V125T
	160		13.8	24.2	CC 4.421 CP gLB 27x60/160	M075704	FD27GB44V160T

Minimum trip indicator operating voltage: 20 V

See Fuse Blocks, Fuse Holders and Fuse clips

Pack: 10 pieces



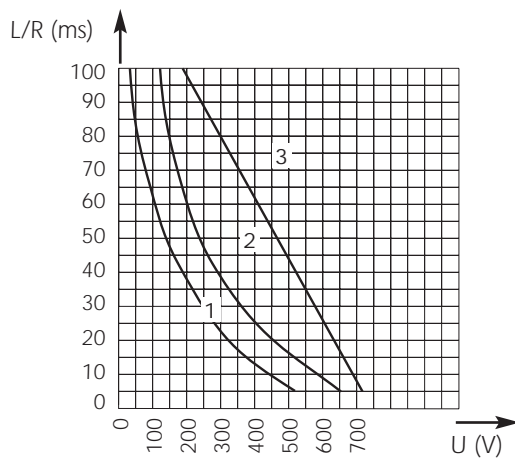
DC Ferrule Fuses 14x51, 22x58, 27x60 gLB 440V DC



gLB from 2 to 160 A

Electrical characteristics

DC applications data

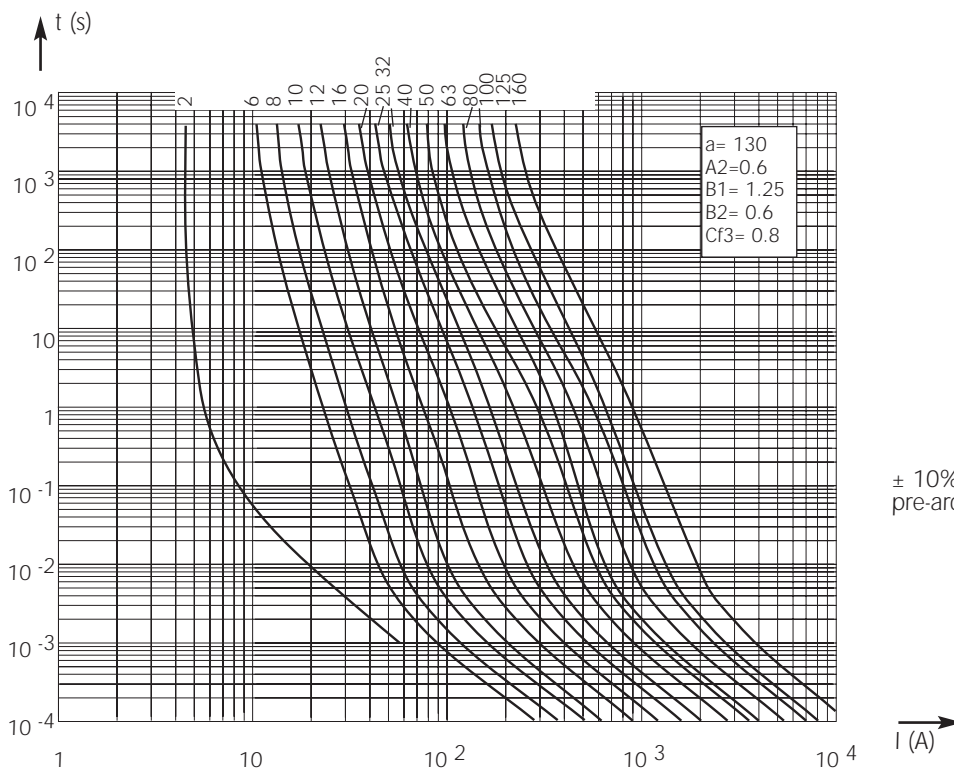


Left: Curves indicate maximum permissible value of time constant L/R as a function of DC working voltage

- 1- Size 14x51
- 2- Size 22x58
- 3- Size 27x60

Max. AC voltage (50/60 Hz): 500 V with breaking capacity of 100 kA

Time vs. current characteristics



± 10% tolerance for mean pre-arcing current

Above: Curves indicate, for each rated current, pre-arcing time vs. R.M.S. pre-arcing current