
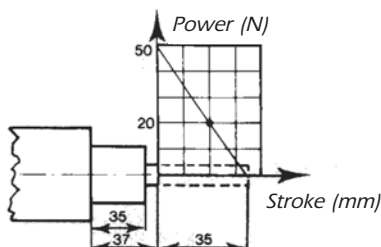


## European Fuses DIN Fuses for Motor 3.6kV to 12kV - Type aSJB/D



### Characteristics of trip-indicators



According to standard IEC 2.82.1, DIN 43625 and IEC application requirements Publication 644

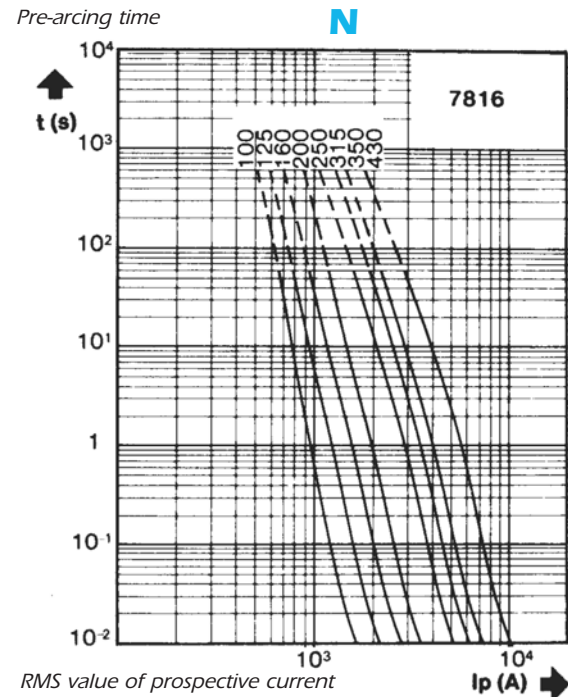
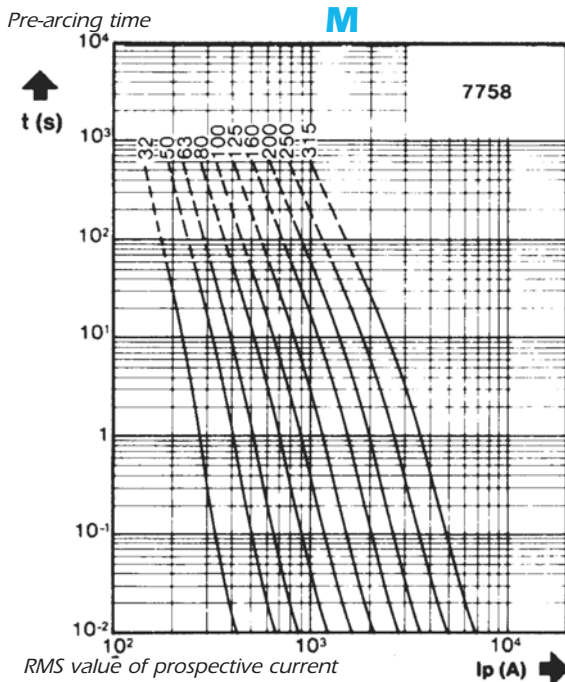
Rated Voltage (kV)	L (mm)	Rating I <sub>n</sub> (A)	Designation	Reference Number	Diameter (mm)	Weight (Kg)	Catalog Number	
3,6	192	32	369 P CP aSJB 45/50,8x192 32	S076468	50,8	1,0	45ASB36V32P-1	
		50	369 P CP aSJB 45/50,8x192 50	T076469	50,8	1,0	45ASB36V50P-1	
		63	369 P CP aSJB 45/50,8x192 63	V076470	50,8	1,0	45ASB36V63P-1	
		80	369 P CP aSJB 45/50,8x192 80	W076471	50,8	1,0	45ASB36V80P-1	
		100	369 P CP aSJB 45/50,8x192 100	X076472	50,8	1,0	45ASB36V100P-1	
		125	369 P CP aSJB 45/50,8x192 125	Y076473	50,8	1,0	45ASB36V125P-1	
		160	369 P CP aSJB 45/67x192 160	Z076474	67	1,7	45ASB36V160P-1	
		200	369 P CP aSJB 45/67x192 200	A076475	67	1,7	45ASB36V200P-1	
	292	292	250	369 P CP aSJB 45/76x192 250	B076476	76	2,2	45ASB36V250P-1
			315	369 P CP aSJB 45/90x192 315	C076477	88	3,0	45ASB36V315P-1
			100	369 P CP aSJB 45/50,8x292 100	N075521	50,8	1,6	45ASB36V100P-2
			125	369 P CP aSJB 45/50,8x292 125	P075522	50,8	1,6	45ASB36V125P-2
			160	369 P CP aSJB 45/50,8x292 160	Q075523	50,8	1,6	45ASB36V160P-2
			200	369 P CP aSJB 45/67x292 200	R075524	67	2,5	45ASB36V200P-2
			250	369 P CP aSJB 45/67x292 250	S075525	67	2,5	45ASB36V250P-2
			315	369 P CP aSJB 45/76x292 315	E075582	76	3,2	45ASB36V315P-2
7,2	292	350	369 P CP aSJB 45/76x292 350	F075583	76	3,2	45ASB36V350P-2	
		430	369 P CP aSJB 45/90x292 430	G075584	88	4,3	45ASB36V430P-2	
		32	729 P CP aSJB 45/50,8x292 32	J078162	50,8	1,6	45ASB72V32P-2	
		50	729 P CP aSJB 45/50,8x292 50	K078163	50,8	1,6	45ASB72V50P-2	
		63	729 P CP aSJB 45/50,8x292 63	L078164	50,8	1,6	45ASB72V63P-2	
		80	729 P CP aSJB 45/50,8x292 80	M078165	50,8	1,6	45ASB72V80P-2	
		100	729 P CP aSJB 45/50,8x292 100	N078166	50,8	1,6	45ASB72V100P-2	
		125	729 P CP aSJB 45/67x292 125	P078167	67	2,5	45ASB72V125P-2	
	442	442	160	729 P CP aSJB 45/67x292 160	Q078168	67	2,5	45ASB72V160P-2
			200	729 P CP aSJB 45/90x292 200	H093709	88	4,3	45ASB72V200P-2
			250	729 P CP aSJB 45/90x292 250	R078169	88	4,3	45ASB72V250P-2
			100	729 P CP aSJB 45/50,8x442 100	Y085581	50,8	2,8	45ASD72V100P-3
			125	729 P CP aSJB 45/50,8x442 125	Z085582	50,8	2,8	45ASD72V125P-3
			160	729 P CP aSJB 45/50,8x442 160	A085583	50,8	2,8	45ASD72V160P-3
			200	729 P CP aSJB 45/76x442 200	Q085620	76	4,8	45ASD72V200P-3
			250	729 P CP aSJB 45/76x442 250	R085621	76	4,8	45ASD72V250P-3
12	442	315	729 P CP aSJB 45/90x442 315	S085622	88	6,8	45ASD72V315P-3	
		400	729 P CP aSJB 45/90x442 400	V085624	88	6,8	45ASD72V400P-3	
		32	1209 P CP aSJB 45/50,8x442 32	D076478	50,8	2,8	45ASB120V32P-3	
		50	1209 P CP aSJB 45/50,8x442 50	E076479	50,8	2,8	45ASB120V50P-3	
		63	1209 P CP aSJB 45/50,8x442 63	F076480	50,8	2,8	45ASB120V63P-3	
		80	1209 P CP aSJB 45/50,8x442 80	G076481	50,8	2,8	45ASB120V80P-3	
		100	1209 P CP aSJB 45/50,8x442 100	H076482	50,8	2,8	45ASB120V100P-3	
		125	1209 P CP aSJB 45/67x442 125	J076483	67	3,7	45ASB120V125P-3	
		160	1209 P CP aSJB 45/67x442 160	K076484	67	3,7	45ASB120V160P-3	
		200	1209 P CP aSJB 45/76x442 200	L076485	76	5,5	45ASB120V200P-3	
		250	1209 P CP aSJB 45/90x442 250	M076486	88	6,2	45ASB120V250P-3	

Note: These fuses are systematically equipped with a trip-indicator

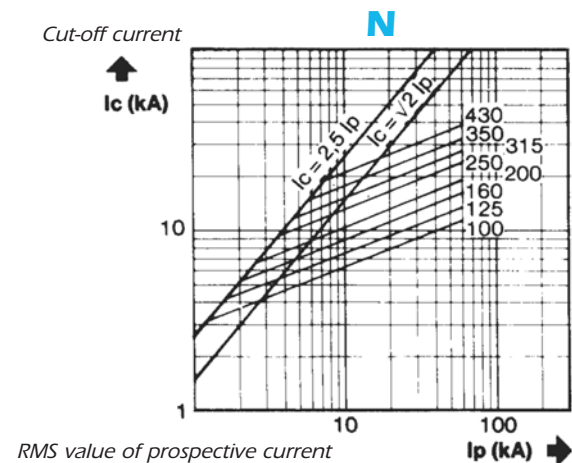
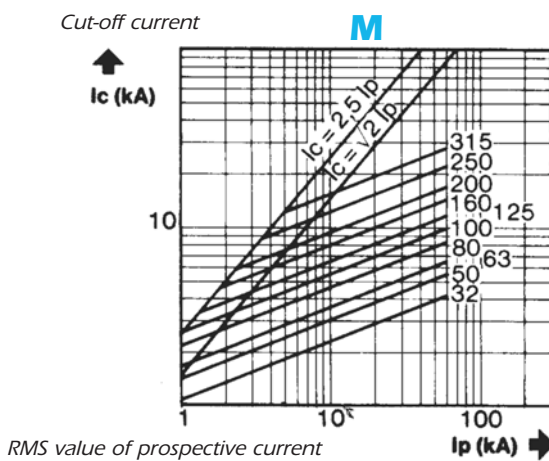
# Medium voltage fuses

## European Fuses DIN Fuses for Motor 3.6kV to 12kV - Type aSJB/D

### Times vs. current characteristics



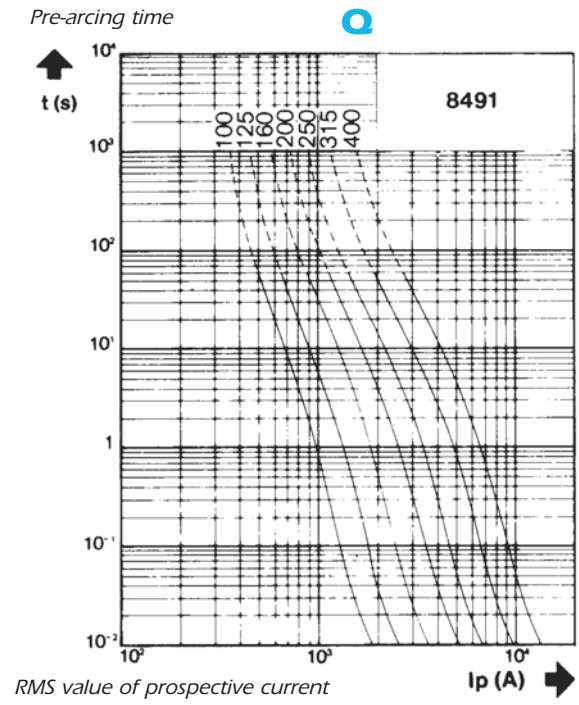
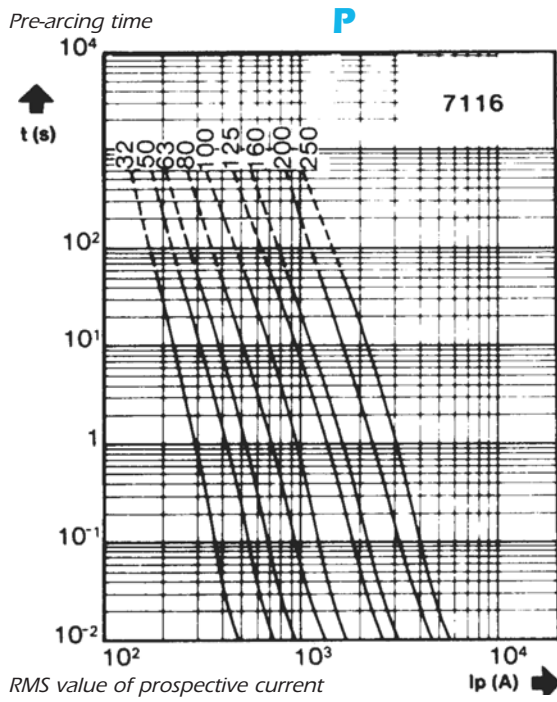
### Cut-off characteristics



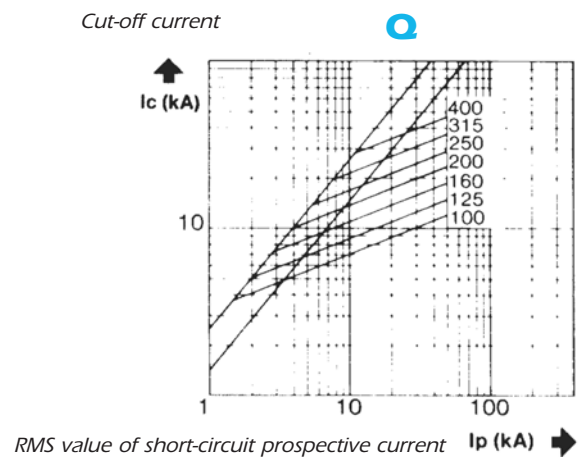
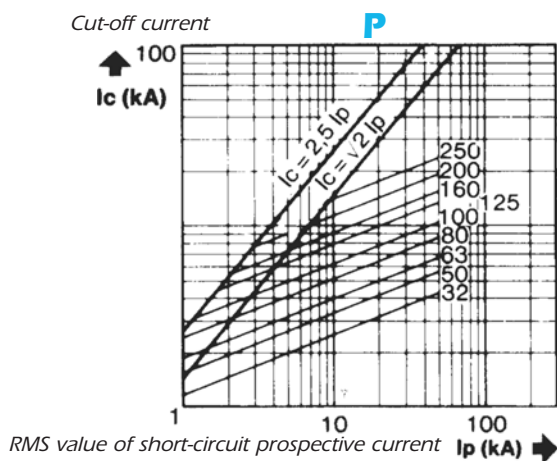
Rated Voltage (kV)	L (mm)	Rating $I_n$	Breaking Capacity (kA)	Peak arc Voltage (kV)	Minimum Breaking Current (A)	Power dissipation for $0,7 I_n$ (W)	Total operating $I^2t$ at the rated voltage ( $10^3 A^2S$ )
3,6	<b>M</b>	32	60	6,8	180	6	4
		50	60	6,8	260	9	9
		63	60	6,8	310	11	15
		80	60	6,8	400	13	35
		100	60	6,8	490	15	60
		125	60	6,8	600	20	95
		160	60	6,8	800	27	160
		200	60	6,8	1000	32	340
	<b>N</b>	250	60	6,8	1200	35	540
		315	60	6,8	1600	41	1000
		100	60	6,8	700	16	88
		125	60	6,8	830	20	160
		160	60	6,8	1000	27	280
		200	60	6,8	1250	33	370
		250	60	6,8	1750	37	720
		315	60	6,8	2100	45	1200
		350	60	6,8	2400	47	1700
		430	60	6,8	3300	51	3200

## European Fuses DIN Fuses for Motor 3.6kV to 12kV - Type aSJB/D

### Times vs. current characteristics



### Cut-off characteristics

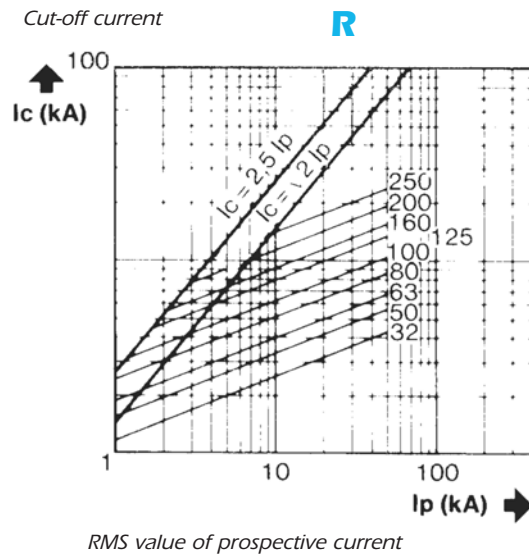
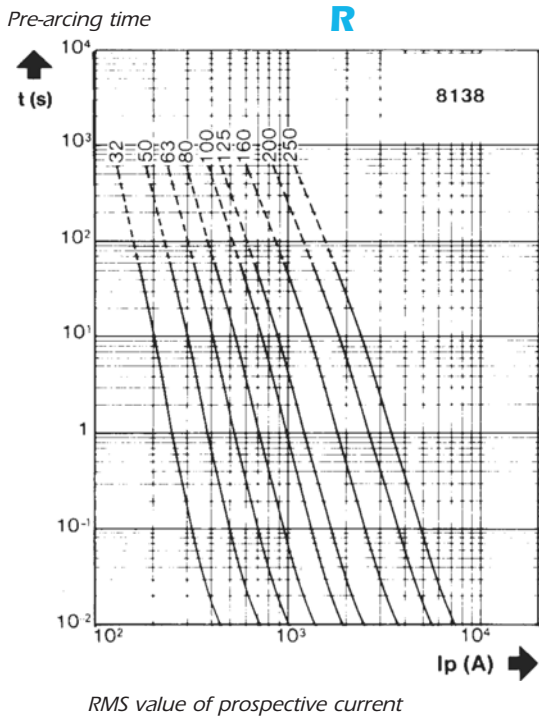


Rated Voltage (kV)	L (mm)	Rating $I_n$	Breaking Capacity (kA)	Peak arc Voltage (kV)	Minimum Breaking Current (A)	Power dissipation for $0,7 I_n$ (W)	Total operating $I^2t$ at the rated voltage ( $10^3 A^2S$ )
7,2	<b>P</b> 292	32	50	13	180	10	7
		50	50	13	220	14	16
		63	50	13	300	18	26
		80	50	13	380	20	60
		100	50	13	510	25	105
		125	50	13	700	29	195
		160	50	13	840	37	340
		200	50	13	1200	41	650
	<b>Q</b> 442	250	50	13	1600	49	1100
		100	50	15	500	30	78
		125	50	15	630	37	150
		160	50	15	880	41	290
		200	50	15	1100	47	560
		250	50	15	1400	52	1000
		315	50	15	1900	60	2000
		400	50	15	2700	69	4100

# Medium voltage fuses

## European Fuses DIN Fuses for Motor 3.6kV to 12kV - Type aSJB/D

### Times vs. current characteristics



Rated Voltage (kV)	L (mm)	Rating $I_n$	Breaking Capacity (kA)	Peak arc Voltage (kV)	Minimum Breaking Current (A)	Power dissipation for $0,7 I_n$ (W)	Total operating $I^2t$ at the rated voltage ( $10^3 A^2S$ )
12	442 <b>R</b>	32	50	20	160	21	5
		50	50	20	240	31	12
		63	50	20	310	35	24
		80	50	20	410	41	48
		100	50	20	560	45	85
		125	50	20	650	53	150
		160	50	20	930	55	320
		200	50	20	1300	62	720
		250	50	20	1800	74	1280



## European Fuses DIN Fuses for Motor 3.6kV to 12kV - Type aSJB/D


### Use of motor fuses

Motor				Fuses							
kW	CV - HP	Operating voltage (kV)	Rated voltage (kV)	Run up time							
				6		10		15		30	
70	95	3	3,6	45 x 192	32	45 x 192	32	45 x 192	32	45 x 192	50
		3,3	3,6	45 x 192	32	45 x 192	32	45 x 192	32	45 x 192	32
100	136	3	3,6	45 x 192	50	45 x 192	50	45 x 192	50	45 x 192	63
		3,3	3,6	45 x 192	50	45 x 192	50	45 x 192	50	45 x 192	50
		5,5	7,2	45 x 292	32	45 x 292	32	45 x 292	32	45 x 292	32
130	177	3	3,6	45 x 192	63	45 x 192	63	45 x 192	63	45 x 192	80
		3,3	3,6	45 x 192	63	45 x 192	63	45 x 192	63	45 x 192	80
		5,5	7,2	45 x 292	32	45 x 292	32	45 x 292	32	45 x 292	50
		6	7,2	45 x 292	32	45 x 292	32	45 x 292	32	45 x 292	32
180	245	3	3,6	45 x 192	80	45 x 292	80	45 x 192	100	45 x 192	100
		3,3	3,6	45 x 192	80	45 x 292	80	45 x 192	80	45 x 192	100
		5,5	7,2	45 x 292	50	45 x 292	50	45 x 292	50	45 x 292	63
		6	7,2	45 x 292	50	45 x 292	50	45 x 292	50	45 x 292	63
		6,6	7,2	45 x 292	32	45 x 292	50	45 x 292	50	45 x 292	50
220	300	3	3,6	45 x 192	100	45 x 192	100	45 x 192	125	45 x 192	125
		3,3	3,6	45 x 192	100	45 x 192	100	45 x 192	100	45 x 192	125
		5,5	7,2	45 x 292	63	45 x 292	63	45 x 292	63	45 x 292	80
		6	7,2	45 x 292	50	45 x 292	63	45 x 292	63	45 x 292	80
		6,6	7,2	45 x 292	50	45 x 292	50	45 x 292	63	45 x 292	63
250	340	3	3,6	45 x 192	100	45 x 192	125	45 x 192	125	45 x 192	160
		3,3	3,6	45 x 192	100	45 x 192	100	45 x 192	125	45 x 192	125
		5,5	7,2	45 x 292	63	45 x 292	80	45 x 292	80	45 x 292	80
		6	7,2	45 x 292	63	45 x 292	63	45 x 292	80	45 x 292	80
		6,6	7,2	45 x 292	63	45 x 292	63	45 x 292	63	45 x 292	80
		10	12	45 x 442	32	45 x 442	50	45 x 442	50	45 x 442	50
315	430	11	12	45 x 442	32	45 x 442	32	45 x 442	50	45 x 442	50
		3	3,6	45 x 192	160	45 x 192	160	45 x 192	160	45 x 192	200
		3,3	3,6	45 x 192	125	45 x 192	125	45 x 192	160	45 x 192	160
		5,5	7,2	45 x 292	80	45 x 292	80	45 x 292	80	45 x 292	100
		6	7,2	45 x 292	80	45 x 292	80	45 x 292	80	45 x 292	80
		6,6	7,2	45 x 292	80	45 x 292	80	45 x 292	80	45 x 292	80
		10	12	45 x 442	50	45 x 442	50	45 x 442	50	45 x 442	63
420	570	11	12	45 x 442	50	45 x 442	50	45 x 442	50	45 x 442	50
		3	3,6	45 x 192	160	45 x 192	200	45 x 192	200	45 x 192	250
		3,3	3,6	45 x 192	160	45 x 192	200	45 x 192	200	45 x 192	250
		5,5	7,2	45 x 292	100	45 x 292	100	45 x 292	125	45 x 292	125
		6	7,2	45 x 292	80	45 x 292	100	45 x 292	100	45 x 292	125
		6,6	7,2	45 x 292	80	45 x 292	80	45 x 292	100	45 x 292	125
		10	12	45 x 442	63	45 x 442	63	45 x 442	63	45 x 442	80
560	760	11	12	45 x 442	63	45 x 442	63	45 x 442	63	45 x 442	63
		3	3,6	45 x 192	250	45 x 192	250	45 x 192	250	45 x 192	315
		3,3	3,6	45 x 192	200	45 x 192	250	45 x 192	250	45 x 192	315
		5,5	7,2	45 x 292	125	45 x 292	125	45 x 292	160	45 x 292	160
		6	7,2	45 x 292	125	45 x 292	125	45 x 292	125	45 x 292	160
		6,6	7,2	45 x 292	100	45 x 292	100	45 x 292	125	45 x 292	160
		10	12	45 x 442	80	45 x 442	80	45 x 442	80	45 x 442	100
700	950	11	12	45 x 442	80	45 x 442	80	45 x 442	80	45 x 442	80
		3	3,6	45 x 192	250	45 x 192	315	45 x 192	315	45 x 292	315
		3,3	3,6	45 x 192	250	45 x 192	250	45 x 192	315	45 x 292	315
		5,5	7,2	45 x 292	160	45 x 292	160	45 x 292	160	45 x 292	200
		6	7,2	45 x 292	125	45 x 292	160	45 x 292	160	45 x 292	200
		6,6	7,2	45 x 292	125	45 x 292	125	45 x 292	160	45 x 292	160
		10	12	45 x 442	100	45 x 442	100	45 x 442	100	45 x 442	125
1000	1360	11	12	45 x 442	80	45 x 442	100	45 x 442	100	45 x 442	100
		3	3,6	45 x 192	350	45 x 292	350	45 x 292	430	45 x 292	430
		3,3	3,6	45 x 192	315	45 x 292	350	45 x 292	350	45 x 292	430
		5,5	7,2	45 x 292	200	45 x 292	200	45 x 292	250	45 x 292	250
		6	7,2	45 x 292	200	45 x 292	200	45 x 292	250	45 x 292	250
		6,6	7,2	45 x 292	200	45 x 292	200	45 x 292	200	45 x 292	250
		10	12	45 x 442	125	45 x 442	125	45 x 442	160	45 x 442	160
1300	1770	11	12	45 x 442	125	45 x 442	125	45 x 442	125	45 x 442	160
		3	3,6	45 x 292	430	45 x 292	430	*2 x 45 x 292	500	*2 x 45 x 292	630
		3,3	3,6	45 x 292	430	45 x 292	430	45 x 292	430	*2 x 45 x 292	630
		5,5	7,2	45 x 292	250	45 x 292	250	45 x 442	315	45 x 442	315
		6	7,2	45 x 292	250	45 x 292	250	45 x 292	250	45 x 442	315
		6,6	7,2	45 x 292	200	45 x 292	250	45 x 292	250	45 x 442	315
		10	12	45 x 442	160	45 x 442	160	45 x 442	160	45 x 442	200
1600	2175	11	12	45 x 442	160	45 x 442	160	45 x 442	160	45 x 442	200
		5,5	7,2	45 x 442	315	45 x 442	315	45 x 442	400	45 x 442	400
		6	7,2	45 x 292	250	45 x 442	315	45 x 442	315	45 x 442	400
		6,6	7,2	45 x 292	250	45 x 292	250	45 x 442	315	45 x 442	400
2000	2720	10	12	45 x 442	160	45 x 442	200	45 x 442	315	45 x 442	200
		11	12	45 x 442	160	45 x 442	160	45 x 442	200	45 x 442	200
		6	7,2	45 x 442	315	45 x 442	400	45 x 442	400	45 x 442	400
		6,6	7,2	45 x 442	315	45 x 442	315	45 x 442	400	45 x 442	400
2500	3400	10	12	45 x 442	200	45 x 442	200	45 x 442	250	45 x 442	250
		11	12	45 x 442	200	45 x 442	200	45 x 442	200	45 x 442	250
		6	7,2	45 x 442	400	45 x 442	400	*2 x 45 x 442	500	*2 x 45 x 442	630
		6,6	7,2	45 x 442	315	45 x 442	400	45 x 442	400	*2 x 45 x 442	630
		10	12	45 x 442	250	45 x 442	250	45 x 442	250	45 x 442	400
		11	12	45 x 442	200	45 x 442	200	45 x 442	250	*2 x 45 x 442	320

The notation 2 x 45 x 292 or 2 cx 45 x 442 indicates that ratings 320 A, 500 A or 600 A consist of two fuses in parallel. The rating of each fuse body is then 160 A, 250 A or 315 A.

# Medium voltage fuses

## European Fuses DIN Fuses for Motor 3.6kV to 12kV - Type aSJB/D



Indoor type equipment.  
According to standard DIN 43624

### Fuse-base

Rated Voltage (kV)	Fuse length L (mm)	Designation	Reference Number	Withstand voltage to earth		Weight (kg)	Catalog Number
				50 Hz - 1 mn (kV RMS)	1,2/50µS (kV peak)		
3,6 / 7,2	192	SI 130 45x192	R091187	27	60	2,6	SI130-45-192
	292	SI 130 45x292	P092818	27	60	2,8	SI130-45-292
	442	SI 130 45x442	Q092819	27	60	3	SI130-45-442
12	442	SI 175 45x442	Q075569	45	95	3,8	SI175-45-442

The clip MR 45 reference L 096 472 be supplied separately.

Reference Number	A (mm)	C (mm)	D (mm)	F (mm)	H (mm)	L (mm)	M (mm)	N (mm)
R091187	287	252	157	363	11	403	55	35
P092818	387	256	161	463	15	503	180	0
Q092819	538	256	161	613	15	653	300	0
Q075569	538	311	216	613	15	653	300	0

### Indicating device

Rated Voltage of corresponding fuse-base (kV)	Designation	Reference Number	Number of microswitches	Length of flexible part (mm)	L (mm)	Weight (kg)	Catalog Number
7,2	MC 1-5 Flex Q	E092694	1	395	560	0,205	MC1-5NFLEXQ
7,2	MC 1-9 Flex Q	F092695	2	395	560	0,215	MC1-9NFLEXQ
12 to 36	MC 1-5 Flex Q 640	T092615	1	545	710	0,220	MC1-5NFLEXQ640
12 to 36	MC 1-9 Flex Q 640	K078945	2	545	710	0,230	MC1-9NFLEXQ640

The indicating device enables electrical actuating of the opening mechanism for a circuit or triggering of an indicator during the melting of a fuse equipped with a trip-indicator. This very robust and original device means freedom for any mechanical system and offers the advantage of being able to incorporate a microswitch unit or units according to the equipment configuration.

